

INSTRUMENT KEY	
	ETC Source Four 50 Degree 575W
	ETC Source Four 36 Degree 575W
	XWFL Source Four Par 575W
	MFL Source Four Par 575W
	COLORado 1 Solo Wash 81W
	COLORado 1 Solo Zoom 81W
	ETC Selador Lustr 11 125W
	Practical with Inc Light Bulbs
	Color Kinetics Color Blaze 420W

ACCESSORY KEY	
	10 inch Top Hat
	12 inch Top Hat

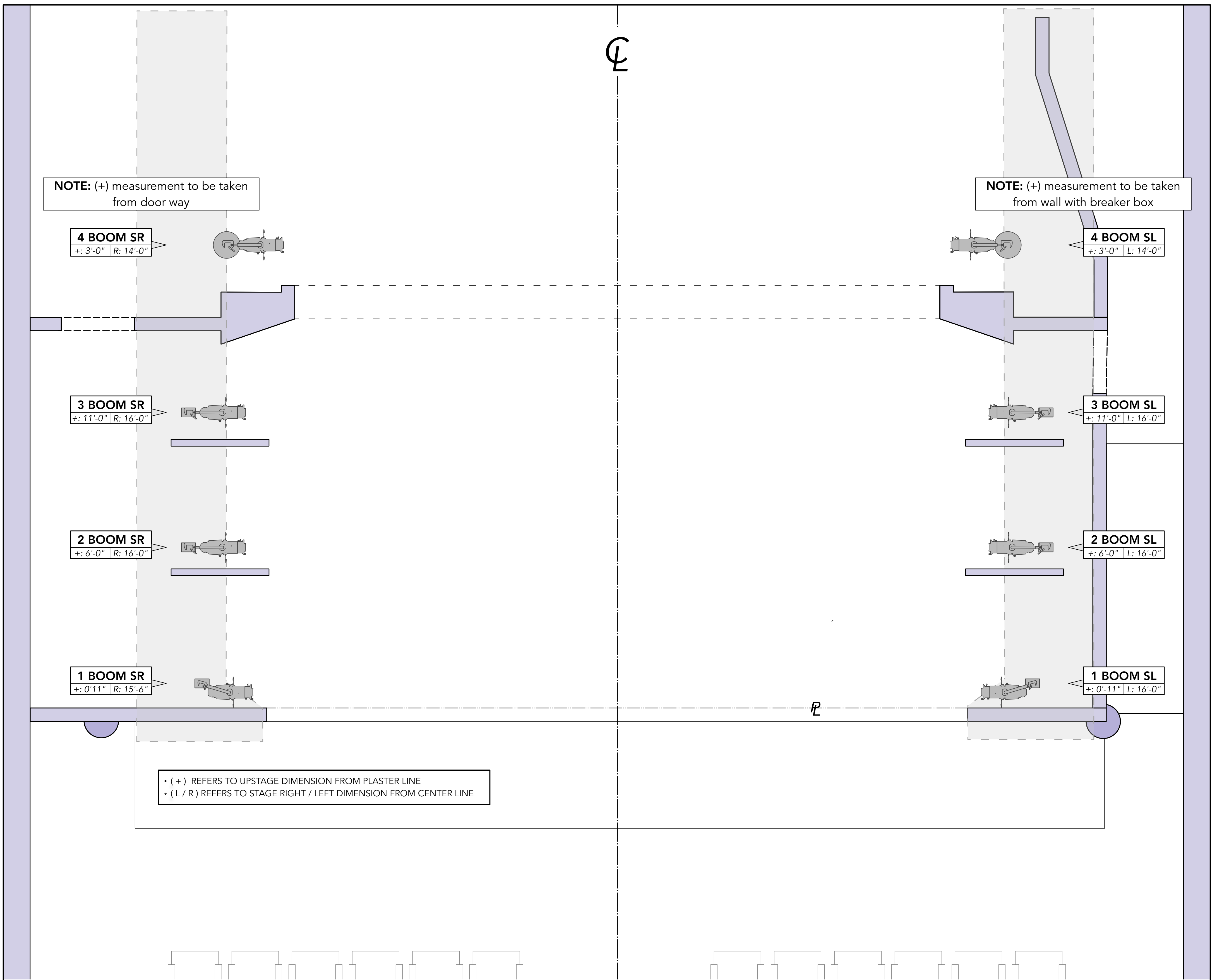
LABEL LEGEND	
	COLOR
	TEXTURE
UNIT #	
CHANNEL #	69

NOTES	
•	Please yoke all Fresnels upstage
•	Please yoke all Source 4 Pars and LEDs on their respected sides noted by their c-clamps
•	Please put H40 and V40 lenses in the Lustrs in the house
•	Please have extra gobos, color, frost and heat shield available at focus

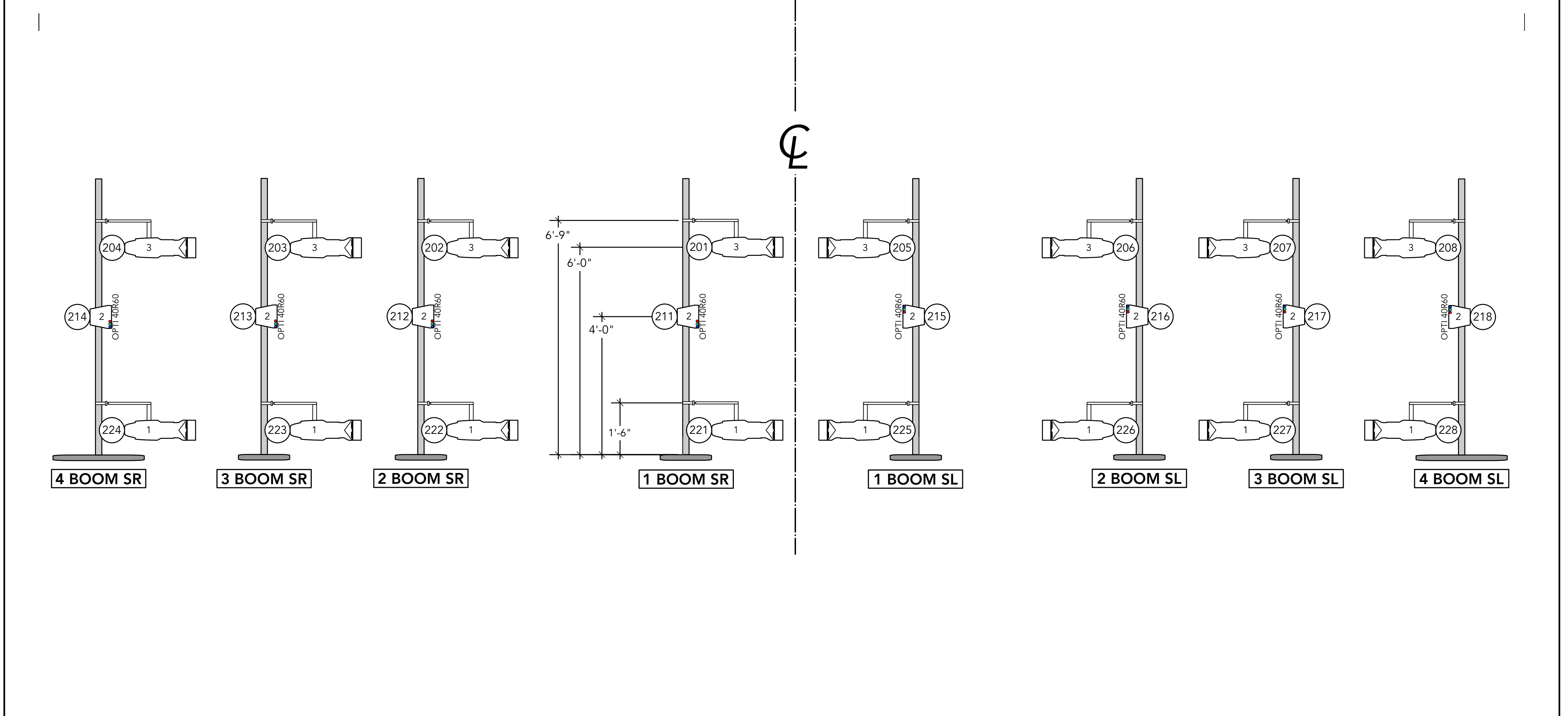
REVISIONS	
08. 01. 2023	Summer fun time
08. 24. 2023	Prelim
09. 08. 2023	Final

LIGHTING DESIGN & DRAFTING BY:	
	ERIN RILEY 314.933.0623 erinriley031@gmail.com
CREATIVE TEAM. DANCE DEPT. CHAIR MAGGI DUEKER	
ASST. LIGHTING DESIGNER CLAIRE WINSTON	
HEAD ELECTRICIAN CLAIRE WINSTON	
DISCLAIMER <small>The drawings and information contained herein represent visual concepts and construction suggestions only. The Designer is not qualified to determine the structural appropriateness of this design and will not assume responsibility for improper engineering, electrical, construction, handling, or use of this system. All materials, construction, and wiring throughout shall comply with the most stringent of federal, state, and local fire and safety codes.</small>	

VENUE: STAGE III		PLATE 1 OF 3
SCALE: 1/2" = 1'-0"		
OVERHEAD PLOT		



BOOM PLACEMENTS
NOT DRAWN IN TRUE POSITION



INSTRUMENT KEY

	ETC Source Four 50 Degree 575W		COLORado 1 Solo Zoom 81W
	ETC Source Four 36 Degree 575W		ETC Selador Lustr 11 125W
	XWFL Source Four Par 575W		Practical with Inc Light Bulbs
	MFL Source Four Par 575W		
	COLORado 1 Solo Wash 81W		
	Color Kinetics Color Blaze 420W		

ACCESSORY KEY

	10 inch Top Hat
	12 inch Top Hat

LABEL LEGEND

	COLOR
	TEXTURE
UNIT #	
CHANNEL #	69

NOTES

- Please yoke all Fresnels upstage
- Please yoke all Source 4 Pars on their respected sides noted by their c-clamps
- Please put H40 and V40 lenses in the Lustrs in the house
- Please have extra gobos, color, frost and heat shield available at focus

REVISIONS

08. 01. 2023	Summer fun time
08. 24. 2023	Prelim
09. 08. 2023	Final

LIGHTING DESIGN & DRAFTING BY:

ERIN RILEY
314.933.0623
erinriley031@gmail.com

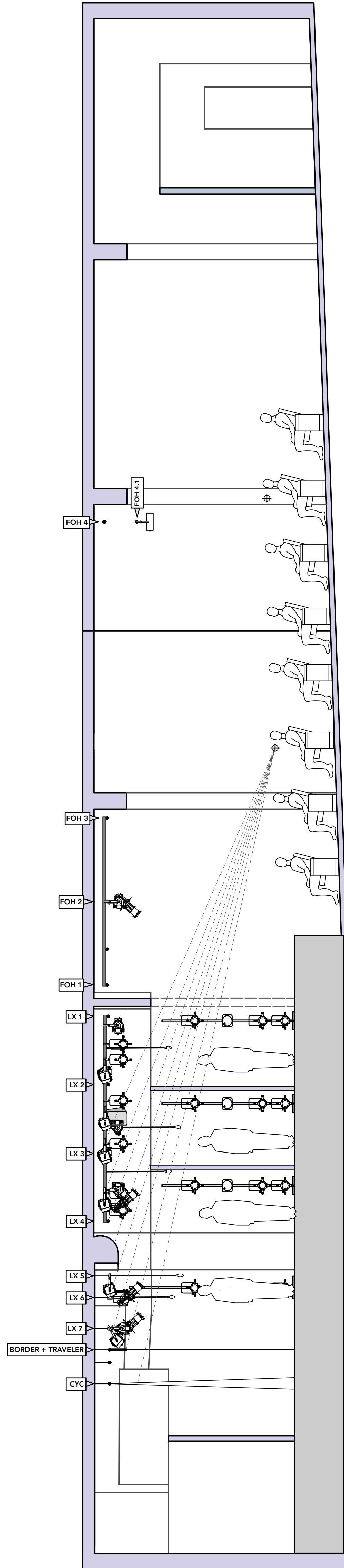
CREATIVE TEAM
DANCE DEPT. CHAIR
MAGGI DUEKER
ASST. LIGHTING DESIGNER
CLAIRE WINSTON
HEAD ELECTRICIAN
CLAIRE WINSTON

DISCLAIMER
The drawings and information contained herein represent visual concepts and construction suggestions only. The Designer is not responsible for determining the structural appropriateness of this design and will not assume responsibility for improper engineering, specification, construction, handling, or use of this system. All materials, construction, and wiring throughout shall comply with the most stringent of national, state, and local fire and safety codes.

VENUE : STAGE III
SCALE : 1/2" = 1'-0"

DECK PLOT

PLATE
2 OF 3



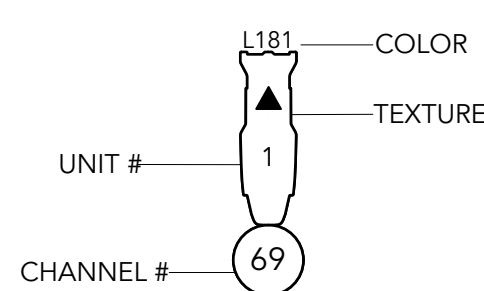
INSTRUMENT KEY

	ETC Source Four 50 Degree 575W		COLORado 1 Solo Zoom 81W
	ETC Source Four 36 Degree 575W		ETC Selador Lustr 11 125W
	XWFL Source Four Par 575W		Practical with Inc Light Bulbs
	MFL Source Four Par 575W		
	COLORado 1 Solo Wash 81W		
	Color Kinetics Color Blaze 420W		

ACCESSORY KEY

- 10 inch Top Hat
- 12 inch Top Hat

LABEL LEGEND



NOTES

- Please yoke all Fresnels upstage.
- Please yoke all Source 4 Pars on their respected sides noted by their c-clamps.
- Please put H40 and V40 lenses in the Lustrs in the house.
- Please have extra gobos, color, frost and heat shield available at focus.

REVISIONS

08. 01. 2023	Summer fun time
08. 24. 2023	Prelim
09. 08. 2023	Final

LIGHTING DESIGN & DRAFTING BY:

ERIN RILEY
314.933.0623
erinriley031@gmail.com

CREATIVE TEAM:

DANCE DEPT. CHAIR
MAGGI DUEKER

ASST. LIGHTING DESIGNER
CLAIRE WINSTON

HEAD ELECTRICIAN
CLAIRE WINSTON

DISCLAIMER

The drawings and information contained herein represent visual concepts and construction suggestions only. The Designer is unqualified to determine the structural appropriateness of this design and will not assume responsibility for engineer engineering, identification, construction, handling, or use of the system, all materials, construction, and wiring throughout shall comply with the most stringent of federal, state, and local fire and safety codes.



VENUE: STAGE III

SCALE: 1/4" = 1'-0"

SL SECTION

PLATE

3 OF 3